



## DIESEL FOR WATER PUMP



DESCRIPTION	D4BB(59KW/80PS/4,000RPM) POWER 48.5KW/3,000RPM	
DISPLACEMENT(cc)	2,607	
BORE X STROKE(mm)	91.1X100	
MAX. POWER (ps/rpm)	80/4,000	
MAX. TORQUE (kg.m/rpm)	17/2,200	
DIMENSION (mm)	LENGTH	710
	WIDTH	673.4
	HEIGHT	641
WEIGHT IN DRY(kg)	200.8	
CYCLE	4	
NO. OF CYLINDER	4	
CYLINDER ARRANGEMENT	IN-LINE	
FIRING ORDER	1-3-4-2	
COMPRESSION RATIO	22	
ASPIRATION	NA	
ALTERNATOR(V-A)	12-75	
STARTER MOTOR(V-kw)	12-2.0	
BSM(balance shaft module)	IN BLOCK	
ETC(electronic throttle control)	Non	
TIMING TRAIN	BELT	



# Technical data

Date	7/20/2024
Offer N.	---
Pump Type	CA50-200B

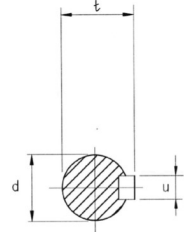
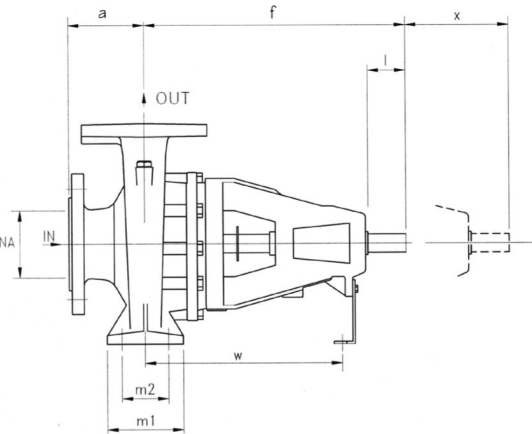
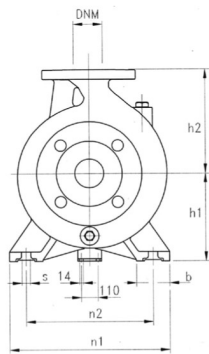
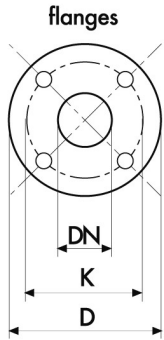
Client	GPS POWER	Reference	---
--------	-----------	-----------	-----

Pump data	
Pump body and rear shield	Cast iron GJL-250
Impeller	Cast iron GJL-250 On request bronze or stainless steel AISI 316
Pump bearings support	Cast iron GJL-250
Type of seal	Mechanical ceramic-graphite On request: gland packing graphite
Pump shaft end	Stainless steel AISI 316 EN X5CrNiMo17-12-2
Liquid temperature	-10°C +90°C
Operating pressure	Max 10 bar

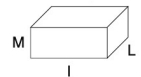
Bare-shaft centrifugal pumps manufactured in accordance with EN 733 and widely used in water supply, pressure boosting and fire fighting systems. The pumps are equipped with counter flanges and can be provided with the motor assembled on a common base frame. In the standard version the pumps have cast iron impeller and mechanical seal. On request are available bronze or stainless steel AISI316 impeller and gland packing seal. In the "X" version all the wet parts of the pump are made of AISI 316.

P2	Motor Size	Q (m3/h - l/min)													
		0	24	27	30	33	36	39	42	45	48	54	60	66	72
	(kW)	0	400	450	500	550	600	650	700	750	800	900	1000	1100	1200
		H (m)													
11	160M	53.1	54.6	54.1	53.5	52.9	52.2	51.4	50.4	49.3	48.1	45.5	42.7	38.8	35

## Technical Sheet



DN	D	K	holes	
			n°	Ø
32	140	100	4	18
40	150	110	4	18
50	165	125	4	18
65	185	145	4	18
80	200	160	8	18
100	220	180	8	18
125	250	210	8	18



DNA	DNM	DIMENSIONS (mm)																		Kg	
		a	f	h1	h2	m1	m2	n1	n2	s	b	i	d	t	u	x	w	l	L		M
65	50	100	360	160	200	100	70	265	215	14	50	50	24	27	8	100	260	535	320	445	47

### Notes

The information may be subject to change without notice. It is always advisable to contact our commercial department in order to get further information about the products, their technical specifications and warranty conditions. The Company is expressly relieved of any liability for the purchasing of a product not in line with the customer's needs, if not consulted beforehand for a specific consultancy.



### Working Curves

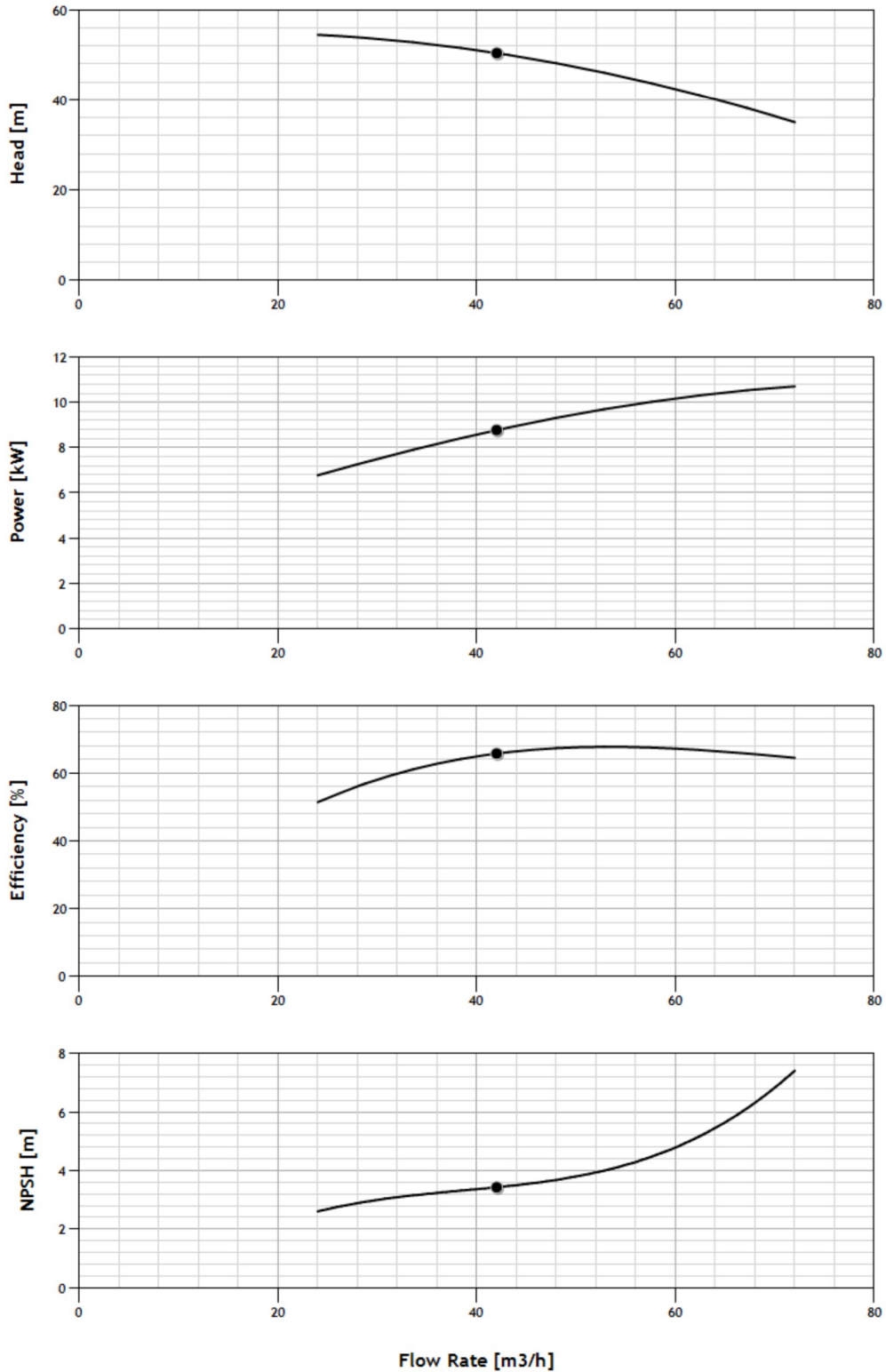
Pump type: CA50-200B

Curv n°: CA50-200B

Date: 7/20/2024

Pump Speed: 2900 rpm

Q (m3/h) 42 | H (m) 50.4 | Power [kW] 8.78 | Efficiency % 65.8 | NPSH (m) 3.43



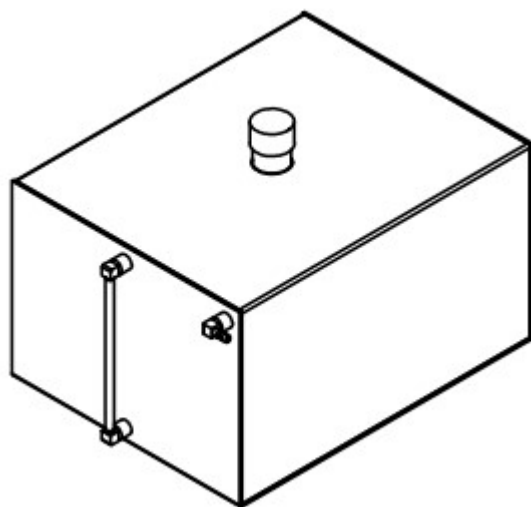
MEI ≥ 0.4 (regulation EU N. 547/2012)  
Tolerances according to UNI ISO 9906 grade 3B



**Công ty TNHH XNK TM Song Hân**

## **CATALOGUE**

Bình dầu 40L sử dụng cho bơm diesel, Động cơ Hyundai D4BB (48.5 kW/3000 RPM)



<b>TIÊU CHUẨN</b>	<b>THÔNG SỐ</b>
Thể tích	0 – 40 Lít
Kích thước (DxRxH)	450x350x270mm
Chất liệu	Thép dày 3mm
Màu sắc	Đen